





Australian Quarter Pony Association


PO Box 450, Casino, NSW 2470

www.aqpa.com.au


**COLOURS PATTERNS AND MARKINGS
INFORMATION BOOKLET**




Solid



Appaloosa



Paint



Pinto

Recognising Ponies of any colour with western and quarter type heritage

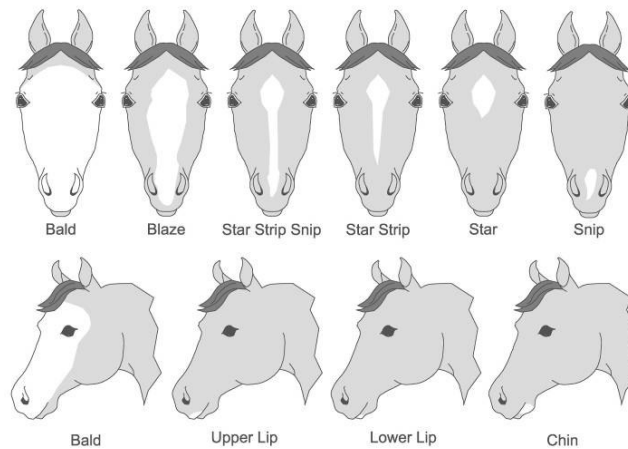
The following coat colours, coat patterns and markings are to be used to describe quarter ponies and to enable a better understanding of each.

MARKINGS

Face Markings

- *White* - Head predominantly or all white. May have dark ears
- *Bald* – A very wide blaze, may extend outside eyes and over upper lip and nostrils
- *Blaze* – A broad vertical marking extending the length of the face
- *Snip* – Any marking, usually vertical, between the nostrils
- *Star* – Any marking on the forehead
- *Strip* – A narrow vertical marking usually between the forehead and nostrils
- *Star strip snip* – A conjoined marking extending from the forehead to between the nostrils
- *Upper lip* – White marking on upper lip
- *Lower Lip* – White marking on lower lip
- *Chin* – White marking on chin
- Pony may also have a combination of face markings.

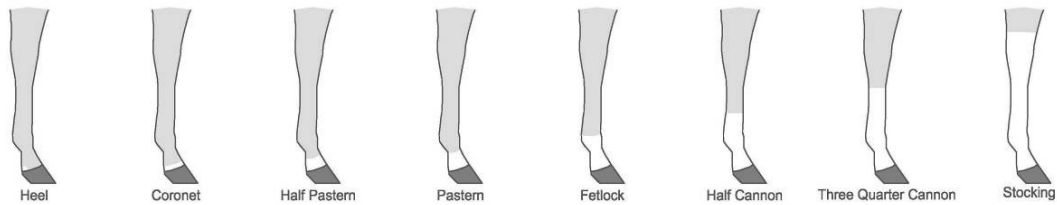
When described start at top of face ie star & snip or blaze, lower lip & chin.



Leg Markings

- *Heel* – White marking on one or both sides of the heel
- *Coronet* – White marking that extends upwards from the hoof to no more than 3cm above the hoof and all the way around the foot including the heel
- *Half Pastern* – White marking that extends from the hoof half way to the fetlock joint
- *Pastern* – White marking that extends from the hoof to the fetlock joint
- *Fetlock* – White marking that extends from the hoof to above the fetlock joint
- *Half Cannon* – White marking that extends from the hoof to half way up the cannon bone
- *Three Quarter Cannon* - White marking that extends from the hoof to three quarters of the way up the cannon bone
- *Stocking* – White marking that extends from the hoof to the knee or hock or above the knee or hock
- *White* - Leg predominantly or all white
- *Ermine Spots* – Coat coloured spots that appear around the top of the hoof on the white markings. Usually hoof is striped dark as well. Not to be confused with appaloosa striped hooves.

When described identify leg first ie NSF (near side front) heel, OSF (off side front) half cannon, NSH (near side hind) stocking, OSH (off side hind) pastern with ermine spots.



COAT COLOURS

Basic Coat Colors

- *Chestnut* - Body color red or copper but can be as deep as liver color almost having a deep purple tinge, mane and tail can be same as body color but may also be flaxen
- *Bay* - Body color ranging from light tan through to dark reddish brown, mane and tail always black, usually black on lower legs
- *Brown/Black* - Body color darker than brown and not quiet fitting to black. Generally showing slightly lighter coloring in the fleshy parts of the animal
- *Black* - Body color true black without lighter areas. Can almost look dark blue.

Modifying Coat Colours

Cream (Single Dilute) - Cream gene affects all colors but may not be noticeable on black. Must have one parent carrying cream gene.

- *Palomino* - Body color golden yellow like a two dollar coin but may be two shades darker or lighter with a white mane and tail. (One cream gene and chestnut)
- *Buckskin* - Body color yellowish or dirty gold, mane and tail black with black points to the lower legs, muzzle, ears and around the eyes. (One cream gene and bay or brown)
- *Smoky Black* – Body color dark brown to black. May be mistaken for brown/black or fading black. (One cream gene and black)

Cream (Double Dilute) - Cream gene affects all colors making pony appear cream. Must have two parents carrying cream gene.

- *Cremello* - Pink skin with cream or white body hair, lighter color mane and tail than body with blue eyes. (Two cream genes and chestnut)
- *Perlino* - Pink skin with white or cream body color. Slightly darker lower legs, mane and tail with blue eyes. (Two cream genes and bay or brown)
- *Smoky Cream* - Pink skin with white or cream body color. Yellow, sooty or smoky blue points with blue eyes. May be mistaken for perlino. (Two cream genes and black)

Dun - May display one or all of the following “Dun Factor” markings; zebra stripes on legs, shoulder or neck barring, cob-webbing on face, ear barring, lower face mask and always a dorsal stripe. Must have one dun parent.

- *Chestnut Dun* – Body color pale red, orange or apricot color, points and dorsal stripe are red. (Dun on Chestnut)
- *Bay Dun* - Body color yellowish or gold, points and dorsal stripe are black or brown. It may look similar to the color of buckskin, but usually is a more "flat" or "muted" shade, not as golden. (Dun on Bay)
- *Brown Dun* – Body color mud brown or mouse colored (not a mixture of black and white hairs but every hair mouse colored), points and dorsal stripe are black (Dun on Brown)
- *Black Dun* – (Blue Dun) Body color smoky, silver or slate colored, points and dorsal stripe are black (Dun on Black)

- **Roan** - True roan is a uniform mixture of white and base colored hairs on the body. They are always solid base colored on the head and legs. Skin is always black and usually have very few white markings. It is possible to be roan and grey. This is different to Ticking in paints and Varnish in appaloosas (see Regulation 11 Coat Patterns). Colour is described by base color followed by roan ie bay roan, chestnut roan, palomino roan. Must have one roan parent.

Silver – Silver (also known as Taffy) gene mostly affects the color black turning it chocolate-tan on the legs and flaxen mane and tail. Must have one Silver parent.

- *Chestnut Silver* – Very hard to distinguish from normal chestnut. Body color may have a fawn or dull chocolate tan color with silverish or flaxen mane and tail. Easily mistaken for chocolate palomino, liver chestnut or smoky black. (Silver on Chestnut)
- *Bay Silver* - Body color bright reddish-orange which rich chocolate or tan on legs and blonde mane and tail. May have a dorsal stripe. (Silver on Bay)
- *Brown Silver* – Body color vary dark bluish color with orange-red highlights. Mane and tail appear silver but are in fact a mixture of blonde and black hairs. (Silver on Brown)
- *Black Silver* – Body sepia brown color with flaxen or ivory mane and tail with cream or silver dapples. (Silver on Black)

Champagne – Body color of reddish or silvery chocolate to gold. May be iridescent and have reverse dapples. Skin is pink and or freckled with hazel or amber eyes. Must have one champagne parent.


- *Gold Champagne* – (Champagne on Chestnut) Body a light golden colour with flaxen or near white mane and tail. Color can appear very similar to palomino.
- *Amber Champagne* – (Champagne on Bay) Body golden tan with brown points. Legs usually lighter than the mane and tail although the mane and tail may have frosting.
- *Sable Champagne* – (Champagne on Brown) Body a darker shade than amber but not as dark as a Classic. Points a darker shade of the same color.
- *Classic Champagne* – (Champagne on black) Body a dark gray to lilac or taupe color. Points a darker shade of the same color.
- **Grey** - Mixture of white and any other colored hair. Born any other color and then progressively gets lighter with age as more white hairs appear. Must have one grey parent.
- Pony may also have a combination of modifying colors; Dun and Palomino etc

When described identify coat colour then markings ie bay with a blaze etc.

COAT PATTERNS


Paint Coat Patterns

- **Tobiano** – Head is usually marked like a solid coloured horse and can have the usual face markings. Generally has white legs and white crossing backbone. Body patterns are usually regular and distinct often round or oval and will usually have dark colour on one or both flanks. Tobiano may be predominantly solid or white. Must have one tobiano parent.




Tobiano

- **Overo** – Head is usually marked with a blaze or bald face. White patterns are irregular shape with jagged edges along the side of the pony. Will usually have four solid coloured legs and the white pattern is usually framed by contrasting coat. Usually white pattern does not cross over back between the withers and tail. Tail is normally one colour. Must have one overo parent.




Overo

-
- **Sabino** – Head is usually marked with a blaze or bald face. White markings can be irregular and common on the lips and bottom jaw. One to four legs will have white markings that are shaped upwards towards a point or high stocking that can extend to elbow or stifle. May have white on belly or ticking through the coat. Edges to white markings may be broken or speckled. Sabino gene is recessive so neither parent may display sabino markings.



Sabino

- **Tobero** – Pony displaying colour patterns of both tobiano and overo. One parent must be tobiano and other overo.



Tobero


- **Splashed White** – Head is usually marked with bald face and wall or blue eyes. Body is usually dark at the top and white at the bottom with all four legs having white markings. Tail is usually partially or all white. Pony may be deaf. One parent must be splashed white.
- **Ticking** – Pony displaying white hairs throughout the coat particularly at the base of the tail, flanks, rib cage, under the jowl and over the cheeks. Ticking may be minimal and hardly visible or very pronounced so pony appears highlights, either irregularly (frosted) or all over (roan). Ticking is different from roan as head and legs are also ticked. Colour is often associated with the Sabino coat pattern.
- Pony may also have a combination of paint patterns; Sabino and Overo or Sabino and Ticking etc.

When described identify coat colour, coat pattern then markings ie bay tobiano with star etc.

Appaloosa Coat Patterns

- **Blanket** – Solid coloured pony with white pattern over the rump and may extend up to withers. Edges can be sharp or flecked or roaned. Sometimes there are no spots on the white (commonly called “snowcap”) known as “blanket”, however most blanket patterns have solid coloured spots on the white area and are known as “blanket with spots”.

- **Leopard** – White coloured pony with coloured spots over entire body. Can vary from “few spot”, an almost white coloured pony with just a few coloured spots to a pony that is spotted over its entire body, resembling a leopard.
- **Varnish** – A mixture of white and brown hairs on the large portion of the body. Colour gets lighter as pony gets older. Base colour is usually retained over prominent bony parts (hips, withers, shoulders, legs and facial bones). Varnish is different from roan and ticking.
- **Snowflake** – Solid coloured pony with a number of small white spots randomly distributed over whole body.
- Pony may also have a combination of appaloosa patterns; Blanket with spots, Varnish Blanket and Varnish Blanket with spots etc.



Blanket

Leopard


Blanket with spots

Snowflake

When described identify coat colour, coat pattern then markings ie chestnut, blanket and spots, bald face etc.

Pintaloosa Coat Patterns

Pony displaying one or more of both paint coat patterns and appaloosa coat patterns and or characteristics.



Paint markings no visible appaloosa markings

Paint markings and appaloosa markings visible

Paint markings and appaloosa markings visible

Appaloosa markings no visible paint markings

When described identify coat colour, coat pattern then markings ie buckskin, tobiano, blanket and spots, star/strip etc.

COLOUR REQUIREMENTS

Quarter Pony Solid

Solid quarter ponies may display any one or combination of the base and other coat colours except paint or appaloosa patterns. Solid Quarter Ponies need to exhibit the following white markings to be eligible for normal Quarter Pony registration. Ponies not meeting the requirements may be re-classified to a different category.

Qualifying White

Body - Pony must not display patch of white hair that regardless of shape, that extends somewhere beyond the perimeter of a 50mm circle and the patch of underlying pink skin must extend somewhere beyond the perimeter of a 20mm circle. The marking may be anywhere horse behind reference line 1 and above reference line 2.

Non - qualifying areas include lips of vulva, shaft of penis and inner sheath not visible without physical manipulation of the area.

Face – White markings inside reference line 1

Legs – White markings below reference line 2

Quarter Pony Paint

Paint Quarter Ponies may display any one or combination of the base and other coat colours and paint coat patterns but not appaloosa coat patterns. Paint Quarter Ponies need to exhibit the following white markings to be eligible for normal Quarter Pony Paint registration. Ponies not meeting the requirements may be re-classified to a different category.

Qualifying White

Body - Pony must display patch of white hair that regardless of shape, must extend somewhere beyond the perimeter of a 50mm circle and the patch of underlying pink skin must extend somewhere beyond the perimeter of a 20mm circle. The marking can be anywhere horse behind reference line 1 and above reference line 2.

Non - qualifying areas include lips of vulva, shaft of penis and inner sheath not visible without physical manipulation of the area.

In the event of a horse that is predominantly white, there must be contrasting pigmented skin, which extends beyond the perimeter of a 20mm circle.

Face – White markings outside reference line 1

Legs – White markings above reference line 2

Quarter Pony Solid Paint

Paint Quarter Ponies does not display coat pattern or meet requirements for Quarter Pony Paint but has known paint breeding. Must not have appaloosa coat pattern, characteristics or breeding. Ponies not meeting the requirements may be re-classified to a different category.

Quarter Pony Appaloosa

Appaloosa Quarter Ponies may display any one or combination of the base and other coat colours and appaloosa coat patterns but not paint coat patterns. Appaloosa Quarter Ponies need to exhibit at least three of the defining characteristics listed below, to be eligible for normal Appaloosa Quarter Pony registration. Appaloosa Quarter Ponies need to exhibit the following white markings to be eligible for normal Quarter Pony Appaloosa registration. Ponies not meeting the requirements may be re-classified to a different category.

Characteristics

Coat Markings - can be extremely varied and found in many sizes and combinations. The following are only examples of the variations; Blanket with spots, Blanket & Leopard

Striped Hooves - An Appaloosa Quarter Pony may display bold and clearly defined vertically light and dark striped hooves on legs that do not have white leg markings. Vertical stripes in a horse's hooves may result from an injury to the coronet, or as a result of a white marking on the leg. Also, light coloured horses tend to have very thin stripes in the hooves. Since all breeds of horses may have stripes in their hooves as a result of one or more of the above reasons, all striped hooves do not necessarily distinguish between Appaloosa Quarter Ponies and non-Appaloosa Quarter Ponies. The Classifier must make the determination.

Sclera – White sclera is a white area encircling the dark pigmented iris of the eye. It should be clearly visible.

Mottled Skin (Parti-Coloured Skin) - The Appaloosa horse is the only horse to have this characteristic and therefore mottled skin is a very basic and decisive indication of an Appaloosa. Mottled skin is different from pink (flesh coloured or non-pigmented) skin in that it will normally contain small, round, dark spots, (pigmented skin) within its area. It is therefore a speckled pattern and non-pigmented skin. If a horse has mottled skin, it is apt to be found in the anus region. It normally is seen spreading from the centre of the anus to include the surrounding area. Mottled skin is often found on the udder or sheath. Many breeds of horse will have a few small specks of flesh coloured (non-pigmented) skin in this region which again should not be confused with mottled skin. Many Appaloosas will have varying amounts of mottled skin on their muzzle and around their eyes; it can extend over both nostrils and around the upper and lower lip regions. All horses have a line (on the lips) caused by the contrast of pigmented skin and non-pigmented skin.

Again, all horses have this, and therefore, a person should not separate the lips for signs of mottled skin.

Qualifying White

Body (Misplaced White) – Pony must not display any white that appears on areas between reference line 1 and reference line 2. White that is not in typical Appaloosa pattern or markings. Most misplaced white occurs in the neck, rib or stomach area, and is in an irregular pattern resembling Paint coat patterns.

Face – White markings inside reference line 1

Legs – White markings below reference line 2

Quarter Pony Solid Appaloosa

Quarter Pony does not display coat pattern of Quarter Pony Appaloosa but has known appaloosa breeding. Must not have paint coat pattern or breeding. Ponies not meeting the requirements may be re-classified to a different category.

Quarter Pony Pintaloosa

Pintaloosa Quarter Pony may display any one or combination of the base and other coat colours and appaloosa and paint coat pattern or display only one coat pattern and be of known appaloosa and paint breeding. Pintaloosa Quarter Ponies not displaying appaloosa or paint patterns need to exhibit the following white markings to be eligible for normal Quarter Pony Pintaloosa registration. Ponies not meeting the requirements may be re-classified to a different category.

Qualifying White

Body – Pony displaying any white that appears on areas between reference line 1 and reference line 2.

Face – White markings outside reference line 1

Legs – White markings above reference line 2

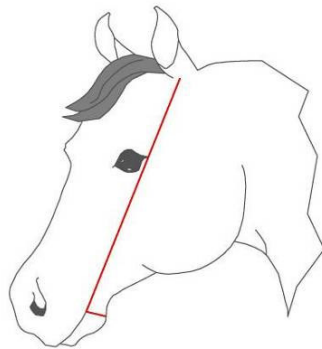
Quarter Pony Solid Pintaloosa

Quarter Pony does not display coat pattern of Quarter Pony Pintaloosa but has known paint and appaloosa breeding.

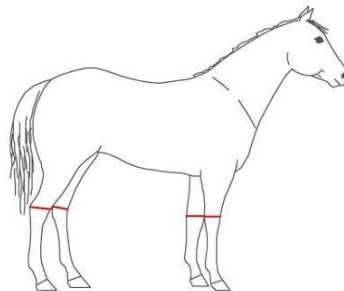
The following rules apply to all Quarter Ponies no matter what the colour

All questionable cases will be referred to the Inspection Committee for approval. The Association's Inspection Committee shall decide colour questions in the event of all borderline cases.

REFERENCE LINES



Reference Line 1



Reference Line 2