



AUSTRALIAN QUARTER PONY ASSOCIATION INC.

ABN 99243 732 466

POSTAL ADDRESS

54 CANDLEBARK COURT

AXEDALE VIC 3551

Web: www.australianquarterponyassociation.com

GENERAL REGULATIONS

REGISTRATION REGULATIONS

EFFECTIVE 1 MARCH 2006

LAST UPDATE 10 NOVEMBER 2008

MISSION STATEMENT

The Australian Quarter Pony Association will promote and encourage the breeding and showing of Quarter Ponies within the Australian horse industry.

It will maintain the Stud Book of the Australian Quarter Pony and provide services for its members that will encourage and enhance Quarter Pony ownership and participation.

INDEX

MISSION STATEMENT	1
INDEX	2
GENERAL REGULATIONS	4
1. EXECUTIVE COMMITTEE	4
2. COMMITTEES	4
3. MEMBERSHIP	4
4. MEMBERSHIP RESPONSIBILITY	4
5. DISCIPLINARY ACTION	5
6. LIABILITY	5
7. PROPOSED RULE AND REGULATION CHANGES	5
REGISTRATION REGULATIONS	6
1. ADULT REGISTRATION	6
2. AGE OF PONY	6
3. APPLICATIONS	6
4. ARTIFICIAL INSEMINATION	6
5. BRANDING	6
6. CHANGE FROM STALLION TO GELDING OR MARE TO SPAYED MARE.....	6
7. CHANGE IN DESCRIPTION	6
8. CHANGE OF DETAILS.....	7
9. CHANGE OF OWNERS NAME	7
10. CATEGORIES AND CLASSIFICATIONS	7
11. COAT COLOURS	8
12. COAT PATTERNS.....	9
13. COLOUR REQUIREMENTS	10
14. CONDITIONS OF ENTRY INTO THE STUDBOOK.....	12
15. CROSSES NOT RECOMMENDED.....	12
16. DEFINITIONS.....	13
17. DESCRIBING THE AUSTRALIAN QUARTER PONY	15
18. DNA TESTING OF BREEDING STOCK.....	15
19. DUAL REGISTRATION	15
20. DUPLICATE CERTIFICATE	15
21. FOAL RECORDING	16
22. GAITED PONIES/HORSES.....	16
23. HYPERKALAEMIC PERIODIC PARALYSIS (HYPP).....	16
24. IMPORTING PONIES.....	16
25. INCORRECT DOCUMENTATION.....	16
26. INSPECTION.....	16
27. LEASES.....	17
28. ELIGIBLE BREED ASSOCIATIONS.....	17
29. MARKINGS.....	17
30. NAME OF PONY/HORSE.....	18
31. NON-ELIGIBILITY FOR REGISTRATION	18
32. NOTIFICATION OF DEATH	19
33. OVERO LETHAL WHITE SYNDROME (OLWS)	19
34. PHOTOGRAPHS.....	19
35. PONY PREFIX.....	19
36. PROTESTS	19
37. REGISTRATION APPEAL.....	19
38. REGISTRATION CATEGORIES	20
39. REGISTRATION REQUIREMENTS.....	20
40. SCIENTIFIC TESTING	20
41. STALLION BREEDING REQUIREMENTS	20
42. STALLION SERVICE CERTIFICATE	21
43. STUDBOOK CATEGORIES.....	21
44. TRANSFERS.....	21
45. UNDESIRABLE CHARACTERISTICS	21
46. UNNATURAL MARKINGS.....	21

47. UPGRADE TO STALLION.....	22
48. WHORLS.....	22
49. YEARLY STALLION BREEDING REPORTS	22

GENERAL REGULATIONS

1. EXECUTIVE COMMITTEE

The Executive Committee shall consist of: President, Vice President, Secretary, Treasurer and two (2) general committee members.

Appointments to the committee shall be for one (1) year in accordance with the Model Rules

Any vacancy in the Committee, other than at the end of term, shall be filled by the another member of the Association as elected by them at a special/general meeting in accordance with the Model Rules of the Association.

2. COMMITTEES

Possible Committees that will be appointed by the Executive Committee are: Amateur Owner, Awards Breed Improvement, Fundraising, Judges, Promotion and Publicity, Registration and Inspection, Rules and Regulations, Show and Performance, Show Points, Sponsorship, Youth

Where no committee has been appointed, or not in existence at a particular time, then the Executive Committee may act as the necessary committee and perform the same functions thereof.

3. MEMBERSHIP

Membership in the Association is a privilege not a right, application for which shall be made on forms and by fees prescribed by the Association.

Annual membership is due July 1st of each year. New memberships received from May 1st will include membership for the following year. See Attachment A Fee Structure.

Membership number is to be stated on all correspondence with the Association.

- *Full Member* - For an individual person who is the owner of Quarter Ponies or who is interested in the promotion of Quarter Ponies in Australia. This membership allows one voting right. Full membership may own, breed and register ponies with the Association. Member may be elected to the Executive Committee and serve on any other committee of the Association.
- *Constituent Member* – For a stud or company or 2 or more persons. Constituent members are entitled to two nominees and two votes. The nominees have the authority to sign paperwork and vote on behalf of the Membership. Constituent Members may own and breed and register ponies with the Association. The nominees may be elected to the Executive Committee and serve on any other committee of the Association.
- *Youth Member* - For an individual person 18 years of age and under as at August 1st. Membership does not include voting privileges unless in regards to youth matters. Youth members are entitled to own two (2) registered ponies only whilst they maintain their youth membership, neither of which can be a stallion. Member may not be elected to the Executive Committee and but can serve on any committee of the Association provided that their parent or guardian gives their consent.
- *Associate Member* - For an individual person who is interested in the promotion of Quarter Ponies in Australia. This membership allows one voting right. Member may not be elected to the Executive Committee and but can serve on any committee of the Association. Member may not may not own, breed or register ponies with the Association.
- *Affiliate Member* - For clubs or associations with 10 or more full Association members or such number as may be determined from time to time by the Executive Committee. Affiliate members are entitled to one nominee and one vote. The nominee has the authority to sign paperwork and vote on behalf of the Membership. Affiliate Members may not own, breed or register ponies with the Association. The nominee may not be elected to the Executive Committee but may serve on any other committee of the Association.

4. MEMBERSHIP RESPONSIBILITY

No person shall refuse a reasonable request to assist the Association, it's officers, committees or agents in locating, identifying and inspecting or to answer promptly and truthfully any inquiry concerning a pony or ancestor thereof in his ownership or control which has been registered or listed or for which application to register or list has been made.

Information provided to the Association or any of its officers in relation to any pony must be true and correct.

5. DISCIPLINARY ACTION

The Executive Committee may reprimand, suspend or expel any member from the Association or deregister any pony of which the member is the registered owner if the Association considers the member to be in breach of any of the Association's regulations or if their conduct is seen as derogatory or prejudicial to the interests of the Association.

6. LIABILITY

The Association, its Executive Committee, members of committees, inspectors and representatives shall not be responsible in respect of any claim, loss or damage consequent upon the Association effecting registration, recording or transfer of a registered Quarter Pony.

7. PROPOSED RULE AND REGULATION CHANGES

A proposed Rule or Regulation change must be discussed at a minimum of one Executive meeting. All proposed rule changes must be published in an Association publication and if not amended will become effective the following August. If, under extreme circumstances, the Executive deem it necessary, the rule change can be made effective immediately.

Proposed rule changes can originate from the floor of an Executive or general meeting or from a member of the Association. This will be discussed at an Executive meeting and the rule will then be placed in proper and legal wording, to then be taken to the members for voting.

REGISTRATION REGULATIONS

1. ADULT REGISTRATION

Adult registration is available through the Association in the categories of Quarter Pony, Approved, Foundation or Hardship.

To be eligible for Registration the pony must be over 2 years old and meet all other requirements.

Pony must be adult registered before being used to breed.

2. AGE OF PONY

The age of a pony is calculated by the breeding calendar year starting on August 1 and ending July 31. For example a pony foaled anytime between 1st August 2005 and 31st July 2006 for breeding records the foal is a 2005 born pony (weanling). It will be considered to be one year old or a yearling on 1st August 2006 and a two year old on 1st August 2007.

3. APPLICATIONS

All Applications must be completed in ink on the relevant approved form and forwarded with the appropriate fee. Applications Forms that have correction fluid used on them will not be accepted.

4. ARTIFICIAL INSEMINATION

Fresh/Chilled Semen

Stallion owners wishing to participate in breeding by artificial insemination must notify the Association of their intention to do so at least 30 days prior to the first collection of semen each breeding season.

The stallions must be DNA typed and approved as a breeding stallion with relevant fees paid up.

The breeding certificate must show that artificial insemination was used.

Collection and shipment of chilled semen can be carried out by a veterinarian, AI Technician or approved Association Member.

Imported Frozen/Chilled Semen

Imported frozen/chilled semen is permitted with the Association when the foreign stallion is registered or listed with the Association. The owners need to provide a veterinary certificate for breeding soundness, scientific testing if required and DNA Typing before the stallion will be registered or listed within the Association. The owners need to be financial members of the Association and authorise a representative or agent in Australia to sign all relevant documentation. A breeding report must be sent in each year.

5. BRANDING

Branding is not compulsory for ponies registered in the Association. However if the pony is branded, it is compulsory for the brands to be noted on the Association's application form. Fire or freeze branding are both accepted by the Association. Owners wishing to brand should follow the accepted practice for their state.

6. CHANGE FROM STALLION TO GELDING OR MARE TO SPAYED MARE

When a pony is altered (gelded or spayed), the owner should lodge a "Change of Details Form" and the Certificate of Registration should be returned to the Association. The certificate will be reissued with the change marked on it. A gelded or spayed pony cannot have progeny registered with the Association after the date of the alteration.

7. CHANGE IN DESCRIPTION

If the color or description or other details of a pony has changed so that the description does not apply the owner should lodge a "Change of Details Form" and the Certificate of Registration should be returned to the Association. The certificate will be reissued with the change marked on it.

8. CHANGE OF DETAILS

A “Change of Details Form” should be lodged with the Association when there are any changes to the information detailed on the Registration Certificate. Changes include; Change from Stallion to Gelding, Mare to Spayed mare, Change of Owners Name and Change in Description

9. CHANGE OF OWNERS NAME

If an owner’s name is changed due to marriage, divorce or by deed poll it is important that the Association is notified of the change. It is not necessary to amend the details on the Certificate of Registration. If the owner wishes to change the details appearing on the Certificate the owner should lodge a “Change of Details Form” and pay the appropriate fee.

10. CATEGORIES AND CLASSIFICATIONS

Categories

The categories for each type of registration are as follows:

Quarter Pony

- Horse or Pony that is registered or has any documented quarter horse blood.
- Each bred Quarter Pony is given the suffix Fr until the pony reaches the age of 3 years old and is still within height requirements.
- Each Quarter Pony that is measured at more than 14.2hh at 6 years is given the suffix B

Approved

- Pony that is registered or has proven breeding with an “Approved” Association and that is used to breed Quarter Ponies.
- Horse or pony registered or has proven breeding with PHAA or AAA that has no Quarter Horse blood and that is used to breed Quarter Ponies.

Foundation

- Known and unregistered and/or undocumented breeding or unknown breeding with QP characteristics that is used to bred Quarter Ponies.

Hardship

- Geldings of unknown and/or undocumented breeding within height range and with Quarter Pony characteristics

Sub-Categories

Categories are further divided into sub-categories by color. Please refer to Regulation 12 Coat Pattern for definition of each color. The sub-categories are:

Solid – For solid colored ponies, with no known colored breeding

Appaloosa – For Appaloosa/Palouse colored or solid color of known Appaloosa/Palouse breeding

Paint – For Paint/Pinto colored or solid color of known Paint/Pinto breeding

Pintaloosa - For Appaloosa/Palouse and Paint/Pinto colored or solid color of known Appaloosa/Palouse and Paint/Pinto cross breeding

Classification

Ponies with one parent or neither parent that are registered with the Association will be classified based on their parentage blood percentage. Blood percentage is calculated back to the third generation and ponies are classified as follows:

Classification	1	2	3	4 (no suffix used)
Blood %	> 0 to 25	> 25% to 50	> 50% to 75	> 75% to 100

Ponies with both parents registered with the Association will be classified as follows:

Parent 1	QP	QP	QP	QP	QP	QP3	QP3	QP3	QP3	QP2	QP2	QP2	QP1	QP1
Parent 2	QP	QP3	QP2	QP1	A/F	QP3	QP2	QP1	A/F	QP2	QP1	A/F	QP1	A/F
Progeny	QP	QP	QP3	QP2	QP2	QP3	QP2	QP2	QP2	QP2	QP1	QP1	QP1	QP1

Category & Classification Table

QUARTER PONY				
Blood %	Solid	Appaloosa	Paint	Pintaloosa
> 0 to 25	QP1	QPA1	QPP1	QPX1
> 25 to 50	QP2	QPA2	QPP2	QPX2
> 50 to 75	QP3	QPA3	QPP3	QPX3
> 75 to 100	QP	QPA	QPP	QPX
Foal recording				
Prefix based on blood % (as above). Suffix Fr				
	Eg QP – Fr	Eg QPA – Fr	Eg QPP – Fr	Eg QPX – Fr
AQPA bred stock Not within Height Requirements				
Prefix based on blood % (as above). Suffix B				
	Eg QP – B	Eg QPA – B	Eg QPP – B	Eg QPX – B
<i>Breeding stock only - Cannot be shown as a Quarter Pony</i>				
AQHA, PHAA or AAA Over height				
Prefix based on blood % (as above). Suffix B				
	Eg QP – B	Eg QPA – B	Eg QPP – B	Eg QPX – B
<i>Breeding stock only - Cannot be shown as a Quarter Pony</i>				
APPROVED				
Stallions & Mares	Solid	Appaloosa	Paint	Pintaloosa
Registered pony & colored stock with no QH blood	AS	AA	AP	AX
FOUNDATION				
Mares Only	Solid	Appaloosa	Paint	Pintaloosa
Unregistered or undocumented or unknown breeding	FS	FA	FP	FX
HARDSHIP				
Geldings Only	Solid	Appaloosa	Paint	Pintaloosa
Unregistered or undocumented or unknown breeding	HS	HA	HP	HX

11. COAT COLOURS

Basic Coat Colors

- *Chestnut* - Body color red or copper but can be as deep as liver color almost having a deep purple tinge, mane and tail can be same as body color but may also be flaxen
- *Bay* - Body color ranging from light tan through to dark reddish brown, mane and tail always black, usually black on lower legs
- *Brown/Black* - Body color darker than brown and not quiet fitting to black. Generally showing slightly lighter coloring in the fleshy parts of the animal
- *Black* - Body color true black without lighter areas. Can almost look dark blue.

Modifying Coat Colors

Cream (Single Dilute) - Cream gene affects all colors but may not be noticeable on black. Must have one parent carrying cream gene.

- *Palomino* - Body color golden yellow like a two dollar coin but may be two shades darker or lighter with a white mane and tail. (One cream gene and chestnut)
- *Buckskin* - Body color yellowish or dirty gold, mane and tail black with black points to the lower legs, muzzle, ears and around the eyes. (One cream gene and bay or brown)
- *Smoky Black* – Body color dark brown to black. May be mistaken for brown/black or fading black. (One cream gene and black)

Cream (Double Dilute) - Cream gene affects all colors making pony appear cream. Must have two parents carrying cream gene.

- *Cremello* - Pink skin with cream or white body hair, lighter color mane and tail than body with blue eyes. (Two cream genes and chestnut)
- *Perlino* - Pink skin with white or cream body color. Slightly darker lower legs, mane and tail with blue eyes. (Two cream genes and bay or brown)
- *Smoky Cream* - Pink skin with white or cream body color. Yellow, sooty or smoky blue points with blue eyes. May be mistaken for perlino. (Two cream genes and black)

Dun - May display one or all of the following "Dun Factor" markings; zebra stripes on legs, shoulder or neck barring, cob-webbing on face, ear barring, lower face mask and always a dorsal stripe. Must have one dun parent.

- *Chestnut Dun* – Body color pale red, orange or apricot color, points and dorsal stripe are red. (Dun on Chestnut)
- *Bay Dun* - Body color yellowish or gold, points and dorsal stripe are black or brown. It may look similar to the color of buckskin, but usually is a more "flat" or "muted" shade, not as golden. (Dun on Bay)
- *Brown Dun* – Body color mud brown or mouse colored (not a mixture of black and white hairs but every hair mouse colored), points and dorsal stripe are black (Dun on Brown)
- *Black Dun* – (Blue Dun) Body color smoky, silver or slate colored, points and dorsal stripe are black (Dun on Black)
- **Roan** - True roan is a uniform mixture of white and base colored hairs on the body. They are always solid base colored on the head and legs. Skin is always black and usually have very few white markings. It is possible to be roan and grey. This is different to Ticking in paints and Varnish in appaloosas (see Regulation 11 Coat Patterns). Color is described by base color followed by roan ie bay roan, chestnut roan, palomino roan. Must have one roan parent.

Silver – Silver (also known as Taffy) gene mostly affects the color black turning it chocolate-tan on the legs and flaxen mane and tail. Must have one Silver parent.

- *Chestnut Silver* – Very hard to distinguish from normal chestnut. Body color may have a fawn or dull chocolate tan color with silverish or flaxen mane and tail. Easily mistaken for chocolate palomino, liver chestnut or smoky black. (Silver on Chestnut)
- *Bay Silver* - Body color bright reddish-orange which rich chocolate or tan on legs and blonde mane and tail. May have a dorsal stripe. (Silver on Bay)
- *Brown Silver* – Body color vary dark bluish color with orange-red highlights. Mane and tail appear silver but are in fact a mixture of blonde and black hairs. (Silver on Brown)
- *Black Silver* – Body sepia brown color with flaxen or ivory mane and tail with cream or silver dapples. (Silver on Black)
- **Grey** - Mixture of white and any other colored hair. Born any other color and then progressively gets lighter with age as more white hairs appear. Must have one grey parent.

Champagne – Body color of reddish or silvery chocolate to gold. May be iridescent and have reverse dapples. Skin is pink and or freckled with hazel or amber eyes. Must have one champagne parent.

- *Gold Champagne* – (Champagne on Chestnut) Body a light golden colour with flaxen or near white mane and tail. Color can appear very similar to palomino.
- *Amber Champagne* – (Champagne on Bay) Body golden tan with brown points. Legs usually lighter than the mane and tail although the mane and tail may have frosting.
- *Sable Champagne* – (Champagne on Brown) Body a darker shade than amber but not as dark as a Classic. Points a darker shade of the same color.
- *Classic Champagne* – (Champagne on black) Body a dark gray to lilac or taupe color. Points a darker shade of the same color.
- Pony may also have a combination of modifying colors; Dun and Palomino etc

12. COAT PATTERNS

Paint Coat Patterns

- **Tobiano** – Head is usually marked like a solid colored pony and can have the usual face markings. Generally has white legs and white crossing backbone. Body patterns are usually regular and distinct often round or oval and will usually have dark color on one or both flanks. Tobiano may be predominantly solid or white. Must have one tobiano parent.
- **Overo** – Head is usually marked with a blaze or bald face. White patterns are irregular shape with jagged edges along the side of the pony. Will usually have four solid colored legs and the white pattern is usually framed by contrasting coat. Usually white pattern dose not cross over back between the withers and tail. Tail is normally one color. Must have one overo parent.

- **Sabino** – Head is usually marked with a blaze or bald face. White markings can be irregular and common on the lips and bottom jaw. One to four legs will have white markings that are shaped upwards towards a point or high stocking that can extend to elbow or stifle. May have white on belly or ticking through the coat. Edges to white markings may be broken or speckled. Sabino gene is recessive so neither parent may display sabino markings.
- **Tobero** – Pony displaying color patterns of both tobiano and overo. One parent must be tobiano and other overo.
- **Splashed White** – Head is usually marked with bald face and wall or blue eyes. Body is usually dark at the top and white at the bottom with all four legs having white markings. Tail is usually partially or all white. Pony may be deaf. One parent must be splashed white.
- **Ticking** – Pony displaying white hairs throughout the coat particularly at the base of the tail, flanks, rib cage, under the jowl and over the cheeks. Ticking may be minimal and hardly visible or very pronounced so pony appears highlights, either irregularly (frosted) or all over (roan). Ticking is different from roan as head and legs are also ticked. Color is often associated with the Sabino coat pattern.
- Pony may also have a combination of paint patterns; Sabino and Overo or Sabino and Ticking etc.

Appaloosa Coat Patterns

- **Blanket** – Solid colored pony with white pattern over the rump and may extend up to withers. Edges can be sharp or flecked or roaned. Sometimes there are no spots on the white (it is commonly called a “snowcap”) and known as “blanket” however most blanket patterns have solid colored spots on the white area and are known as “blanket with spots”.
- **Leopard** – White colored pony with colored spots over entire body. Can vary from a “few spot”, an almost white colored pony with just a few colored spots to a pony that has many larger spots that resembles a leopard.
- **Varnish** – A mixture of white and brown hairs on the large portion of the body. Color gets lighter as pony gets older. Base color usually retains color over prominent bony parts (hips, withers, shoulders, legs and facial bones). Varnish is different from roan and ticking. (Must have other Appaloosa characteristics to receive regular registration).
- **Snowflake** – Solid colored pony with a number of small white spots randomly distributed over whole body.
- Pony may also have a combination of appaloosa patterns; Blanket with spots, Varnish Blanket and Varnish Blanket with spots etc.

Pintaloosa Coat Patterns

Pony displaying one or more of both paint coat patterns and appaloosa coat patterns and or characteristics.

13. COLOUR REQUIREMENTS

Quarter Pony Solid

Solid quarter ponies may display any one or combination of the base and other coat colors except paint or appaloosa patterns. Solid Quarter Ponies need to exhibit the following white markings to be eligible for normal Quarter Pony registration. Ponies not meeting the requirements may be re-classified to a different category.

Qualifying White

Body - Pony must not display patch of white hair that regardless of shape, that extends somewhere beyond the perimeter of a 50mm circle and the patch of underlying pink skin must extend somewhere beyond the perimeter of a 20mm circle. The marking may be anywhere behind reference line 1 and above reference line 2. Non - qualifying areas include lips of vulva, shaft of penis and inner sheath not visible without physical manipulation of the area.

Face – White markings inside reference line 1

Legs – White markings below reference line 2

Quarter Pony Paint

Paint Quarter Ponies may display any one or combination of the base and other coat colors and paint coat patterns but not appaloosa coat patterns. Paint Quarter Ponies need to exhibit the following white markings to be eligible for normal Quarter Pony Paint registration. Ponies not meeting the requirements may be re-classified to a different category.

Qualifying White

Body - Pony must display patch of white hair that regardless of shape, must extend somewhere beyond the perimeter of a 50mm circle and the patch of underlying pink skin must extend somewhere beyond the perimeter of a 20mm circle. The marking can be anywhere behind reference line 1 and above reference line 2. Non - qualifying areas include lips of vulva, shaft of penis and inner sheath not visible without physical manipulation of the area. In the event of a pony that is predominantly white, there must be contrasting pigmented skin, which extends beyond the perimeter of a 20mm circle.

Face – White markings outside reference line 1

Legs – White markings above reference line 2

Quarter Pony Solid Paint

Paint Quarter Ponies does not display coat pattern or meet requirements for Quarter Pony Paint but has known paint breeding. Must not have appaloosa coat pattern, characteristics or breeding. Ponies not meeting the requirements may be re-classified to a different category.

Quarter Pony Appaloosa

Appaloosa Quarter Ponies may display any one or combination of the base and other coat colors and appaloosa coat patterns but not paint coat patterns. Appaloosa Quarter Ponies need to exhibit at least three of the following defining characteristics to be eligible for normal Appaloosa Quarter Pony registration. Appaloosa Quarter Ponies need to exhibit the following white markings to be eligible for normal Quarter Pony Appaloosa registration. Ponies not meeting the requirements may be re-classified to a different category.

Characteristics

Coat Markings - can be extremely varied and found in many sizes and combinations. The following are only examples of the variations; Blanket with spots, Blanket & Leopard

Striped Hooves - An Appaloosa Quarter Pony may display bold and clearly defined vertically light and dark striped hooves on legs that do not have white leg markings. Vertical stripes in a ponies hooves may result from an injury to the coronet, or as a result of a white marking on the leg. Also, light colored ponies tend to have very thin stripes in the hooves. Since all breeds of ponies may have stripes in their hooves as a result of one or more of the above reasons, all striped hooves do not necessarily distinguish between Appaloosa Quarter Ponies and non-Appaloosa Quarter Ponies. The Classifier must make the determination.

Sclera – White sclera is a white area encircling the dark pigmented iris of the eye. It should be clearly visible.

Mottled Skin (Party-Colored Skin) - The Appaloosa pony is the only pony to have this characteristic and therefore mottled skin is a very basic and decisive indication of an Appaloosa. Mottled skin is different from pink (flesh colored or non-pigmented) skin in that it will normally contain small, round, dark spots, (pigmented skin) within its area. It is therefore a speckled pattern and non-pigmented skin. If a pony has mottled skin, it is apt to be found in the anus region. It normally is seen spreading from the centre of the anus to include the surrounding area. Mottled skin is often found on the udder or sheath. Many breeds of horse and pony will have a few small specks of flesh colored (non-pigmented) skin in this region which again should not be confused with mottled skin. Many Appaloosas will have varying amounts of mottled skin on their muzzle and around their eyes; it can extend over both nostrils and around the upper and lower lip regions. All ponies have a line (on the lips) caused by the contrast of pigmented skin and non-pigmented skin. Again, all ponies have this, and therefore, a person should not separate the lips for signs of mottled skin.

Qualifying White

Body (Misplaced White) – Pony must not display any white that appears on areas between reference line 1 and reference line 2. White that is not in typical Appaloosa pattern or markings. Most misplaced white occurs in the neck, rib or stomach area, and is in an irregular pattern resembling Paint coat patterns.

Face – White markings inside reference line 1

Legs – White markings below reference line 2

Quarter Pony Solid Appaloosa

Quarter Pony does not display coat pattern of Quarter Pony Appaloosa but has known appaloosa breeding. Must not have paint coat pattern or breeding. Ponies not meeting the requirements may be re-classified to a different category.

Quarter Pony Pintoosa

Pintoosa Quarter Pony may display any one or combination of the base and other coat colors and appaloosa and paint coat pattern or display only one coat pattern and be of known appaloosa and paint breeding. Pintoosa Quarter Ponies not displaying appaloosa or paint patterns need to exhibit the following white markings to be eligible for normal Quarter Pony Pintoosa registration. Ponies not meeting the requirements may be re-classified to a different category.

Qualifying White

Body – Pony displaying any white that appears on areas between reference line 1 and reference line 2.

Face – White markings outside reference line 1

Legs – White markings above reference line 2

Quarter Pony Solid Pintoosa

Quarter Pony does not display coat pattern of Quarter Pony Pintoosa but has known paint and appaloosa breeding.

The following rules apply to all Quarter Ponies no matter what the color

All questionable cases will be referred to the Inspection Committee for approval. The Association's Inspection Committee shall decide color questions in the event of all borderline cases.

14. CONDITIONS OF ENTRY INTO THE STUDBOOK

Applications for registration must be in the name of a member of the Association who has voting rights.

The application for registration may be refused by the Executive Committee without assigning a reason thereof.

The registration of a pony must include the relevant form, fee and accepted identification of the pony.

If, in the opinion of the Association, there is reason to believe that an application, stallion return or any other information provided by the breeder or owner is incorrect, the said breeder or owner shall not refuse, on reasonable request, to assist the Association, its officers and committee, in locating, identifying and inspecting, or to answer promptly and truthfully an inquiry concerning a pony or ancestor thereof. The Association may require any member to make available a pony in their membership or control for the purposes of inspection or scientific testing, at the owner's expense.

Stallions registered with an approved association must provide proof of upgrading within their relevant association, have completed a veterinary certificate of breeding soundness, completed relevant forms and paid fees to be registered for breeding.

15. CROSSES NOT RECOMMENDED

The following color and pattern crosses are accepted but not recommended;

- Overo to overo (produces lethal white foals)
- Ticked to roan or varnish
- Varnish to roan or ticked
- Roan to varnish or ticked
- Grey to roan or ticked or varnish


- Grey to paint
- Grey to appaloosa
- Grey to pintaloosa

16. DEFINITIONS

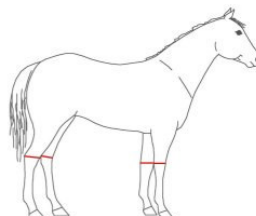
The following are definitions of terms used in these regulations.

- *Active Member* – A member whose membership to Association has been paid for the current year
- *Age* - The age of a pony is calculated by the breeding calendar year starting on August 1 and ending July 31. For example a pony foaled anytime between 1st August 2005 and 31st July 2006 for breeding records the foal is a 2005 born pony (weanling). It will be considered to be one year old or a yearling on 1st August 2006 and a two year old on 1st August 2007.
- *Appaloosa* – A pony of appaloosa, palouse or other spotted markings or solid color pony of known appaloosa or palouse breeding with no excessive white
- *Appaloosa Striped Hooves* - An Appaloosa Quarter Pony may display bold and clearly defined vertically light and dark striped hooves on legs that do not have white leg markings. Vertical stripes in a ponies hooves may result from an injury to the coronet, or as a result of a white marking on the leg. Also, light colored ponies tend to have very thin stripes in the hooves. Since all breeds of ponies may have stripes in their hooves as a result of one or more of the above reasons, all striped hooves do not necessarily distinguish between Appaloosa Quarter Ponies and non-Appaloosa Quarter Ponies.
- *Approved* – A stallion or mare registered with an Approved Association
- *Artificial Coloring* – Any color changes that are not the result from a natural process.
- *Artificial Insemination* – Insemination of a mare by anything other than natural means. The mare is not covered by the stallion, the semen is placed in the uterus by mechanical means.
- *Base Coat Color* – The dominate color (ie chestnut or bay) of a pony. See Regulation 10 Coat Colors for complete list.
- *Eligible Breed Associations* – Breed Associations or Societies that are recognised by the Association as possible sources of breeding stock.
- *Breeder* – The owner of a dam at the time of service, except where the mare is under lease and the Association has received notification in writing.
- *Breeding Certificate* – Document signed by the stallion owner listing details of the breeding and includes names of stallion and mare, date/s covered etc
- *Certificate of Registration* – Document listing details of horse or pony including name, pedigree, age, breeder, owner and description.
- *Coat Color* - The coat color (ie chestnut or dun) of a pony. See Regulation 10 Coat Colors for complete list.
- *Coat Patterns* – The pattern or patterns displayed by a pony. See Regulation 11 Coat Patterns for complete list.
- *Colt* – A young male horse or pony that has not been desexed or gelded, 2 years of age or under.
- *Conformation* – The part of a pony collectively put together in proper proportions and dimensions, well formed into one another making the whole structure of the pony balanced, symmetrical and sound.
- *Cryptorchid* – A horse or pony for which one or both testicles has failed to normally descend into the scrotum.
- *Dam* – The female parent of a horse or pony.
- *DNA Test* – A means of testing a hair sample to prove parentage.
- *Filly* – A young female horse or pony, 2 years of age or under.
- *Foal* – A young horse or pony of either sex, under 1 year old.
- *Foaled* – Date of birth of foal.
- *Foundation* – A pony mare which is unregistered or of unknown breeding with quarter pony characteristics
- *Gelded* – A surgical operation used to desex a male horse to change it from a breeding animal to a non breeding animal.
- *Get* – Progeny or offspring of mare or stallion.
- *Hand* – 100mm (4 inch) unit of measurement used to measure the height of horse or pony.
- *Hardship* – A gelding which is unregistered or of unknown breeding with quarter pony characteristics
- *Inspection* – Visual inspection of pony by an inspector to determine if the pony meets requirements for registration. Inspection may be by photo, video or in person.
- *Inspector* – A person designated by the Association to visually inspect the pony to determine if the pony meets requirements for registration.
- *Mare* - A female horse or pony, 3 years of age or older.

- *Markings* – The white marking or markings displayed by a pony. See Regulation 29 Markings for complete list.
- *Misplaced White* - White that is not in typical Appaloosa pattern or markings. Most misplaced white occurs in the neck, rib or stomach area, and is in an irregular pattern resembling Paint coat patterns.
- *Monochid* - A horse or pony for which one testicle has failed to normally descend into the scrotum.
- *Mottled Skin* - The Appaloosa horse is the only horse to have this characteristic and therefore mottled skin is a very basic and decisive indication of an Appaloosa. Mottled skin is different from pink (flesh colored or non-pigmented) skin in that it will normally contain small, round, dark spots, (pigmented skin) within its area. It is therefore a speckled pattern and non-pigmented skin. If a horse has mottled skin, it is apt to be found in the anus region. It normally is seen spreading from the centre of the anus to include the surrounding area. Mottled skin is often found on the udder or sheath. Many breeds of horse will have a few small specks of flesh colored (non-pigmented) skin in this region which again should not be confused with mottled skin. Many Appaloosas will have varying amounts of mottled skin on their muzzle and around their eyes; it can extend over both nostrils and around the upper and lower lip regions. All horses have a line (on the lips) caused by the contrast of pigmented skin and non-pigmented skin. Again, all horses have this, and therefore, a person should not separate the lips for signs of mottled skin.
- *Non Member* – A person who has not applied for membership or whose membership is not current.
- *Other Modifying Coat Colors* – Other colors that modify the color of the base coat color to change or modify the color (ie cream or grey). See Regulation 10 Coat Colors for a list.
- *Paint* – A pony of paint or pinto markings or solid color of known paint or pinto breeding with no appaloosa breeding or markings
- *Parrot Mouth* – When the upper front teeth protrude over the front teeth and they do not touch the lower front teeth.
- *Pedigree* – The recorded ancestry of a horse or pony.
- *Pintaloosa* – A pony of appaloosa and paint markings or solid color of known appaloosa and paint cross breeding or an appaloosa displaying excessive white or a paint displaying appaloosa markings
- *Qualifying White* – The amount of white allowed or required to qualify for classification into one category of registration or another.
- *Quarter Pony* – A registered western breeds or quarter type horse or pony (Quarter Horse, Paint or Appaloosa) or a pony bred from registered Quarter Pony parents
- *Reference Line 1* – A line from the centre of each ear base, running directly toward each corner of the mouth and then turning at right angles just below the jaw and running under head, meeting a similar line from the opposite side of the head.
- *Reference Line 2* – A line around the foreleg at the centre of each knee and around the hind leg at the point of hock.



Reference Line 1



Reference Line 2

- *Sire* – The male parent of a horse or pony.
- *Solid* – A solid colored pony, with no known colored breeding and no excessive white
- *Soundness* – A horse or pony free from defects as listed in regulation 40 Undesirable Characteristics
- *Stallion* – A male horse or pony, 3 years of age or over.
- *Varnish* – Appaloosa roan pattern. Displayed as a lighter colored area on the forehead, jowls and frontal bones of the face, over the back, loin & hips. Darker areas are also frequently found on the frontal bones of the face, legs, stifle, above the eye, point or hip and behind the elbow.
- *Weanling* – Weaned foal. A young horse or pony of either sex, after weaning and under 1 year old.
- *White Sclera* – White sclera is a white area encircling the dark pigmented iris of the eye. It should be clearly visible. White sclera can be used as a characteristic of an appaloosa provided it is not in combination with a bald face.
- *Yearling* - A young horse or pony of either sex, between 1 and 2 years of age.

17. DESCRIBING THE AUSTRALIAN QUARTER PONY

The Quarter Pony looks like a smaller version of a quarter horse and comes in any color or combination of colors.

Physical description

- *Size* - The Quarter Pony is required to mature between 11.2 and 14.2 hands high at or after 6 years of age.
- *Color* - Quarter Ponies come in any color or pattern.
- *Head* - The head of a Quarter Pony reflects alert intelligence. This is due to his short, broad head, topped by small ears, and his wide set, kind eyes and large, sensitive nostrils over a firm mouth. Well developed jaws give the impression of great strength.
- *Neck* - The head of a Quarter Pony joins the neck at a near forty-five degree angle, with a distance between jawbone and neck muscle. The medium length, slightly arched neck then blends into sloping shoulders.
- *Shoulders* - The Quarter Pony's unusually good saddle back is created by his medium-high but sharp withers extending well back and combining with his deep sloping shoulders so that the saddle is held in proper position for balanced action.
- *Chest & Forelegs* - The Quarter Pony is deep and broad chested, as indicated by his great heart girth and his wide-set heavy forelegs which blend into his shoulders. The smooth joints and very short cannons are set on clean fetlocks and the medium length pasterns are supported by sound feet. The powerfully muscled forearm tapers to the knee whether viewed from the front or side.
- *Back* - The short saddle back of the Quarter Pony is characterised by being close coupled and especially full and powerful across the kidney. The barrel is formed by deep, well-sprung ribs back to the hip joints, and the under line comes back straight to the flank.
- *Rear Quarters* - The rear quarters are broad, deep, and heavy, viewed from either side or rear, and are muscled so they are full through the thigh, stifle, Gaskin, and down to the hock. The hind leg is muscled inside and out, the whole indicating the great driving power the Quarter Pony possesses. When viewed from the rear, there is great width extending evenly from top to bottom of the stifle and gaskin. The hocks are wide, deep, straight, and clean.
- *Bone, Legs & Feet* - The flat, clean bones are free from fleshiness and puffs that still show a world of substance. The foot is well rounded and roomy, with especially deep, open heel.
- *Stance* - The Quarter Pony normally stands perfectly at ease with his legs well under him; this explains his ability to move quickly in any direction.
- *Action* - The Quarter Pony is very collected in his action and turns or stops with noticeable ease and balance, with his hocks always well under him.

18. DNA TESTING OF BREEDING STOCK

All stallions registered with the Association will be required to be DNA tested before breeding, or any resulting foals will not be registered.

Stallions already DNA tested with another association will be accepted providing the owners provide relevant documentation.

All hair samples for testing are to be done through the Association or any other organisation that the Association designates.

19. DUAL REGISTRATION

Horses and ponies registered in one category of the Stud Book are not eligible to be registered in another category of the stud book (ie Solid Paint and Solid Appaloosa).

Horses and ponies registered with the Association may be registered with another association.

20. DUPLICATE CERTIFICATE

A duplicate Registration Certificate or Foal Recording Certificate may be issued when the original has been lost or destroyed upon submission of the relevant form and fee.

21. FOAL RECORDING

Foal Recording is available through the Association in the category of Quarter Pony.

To be eligible for Foal Recording the pony must be under 3 years old, have one parent registered with the Association and meet all other requirements.

Pony must be adult registered before being used to breed.

Before 3 years of age, ponies must be inspected and adult registered to be eligible to be shown or compete. Any pony over the age of 3 years that has not been adult registered will not have points recorded and may also be subject to further penalties.

22. GAITED PONIES/HORSES

A gaited pony or horse that single-foots or paces, is not eligible for registration within the Association. Excessive high knee action in ponies is undesirable. Any pony registered and found to have this characteristic will be de-registered and the original owner or breeder may be subject to disciplinary action. Any progeny of the subject pony will be required to be inspected, in person, at the cost of the original owner or breeder and may be de-registered if found to have this characteristic.

23. HYPERKALAEMIC PERIODIC PARALYSIS (HYPP)

The Association requires HYPP testing of all ponies/horses carrying the "Impressive" bloodline. Ponies testing HYPP H/H and HYPP N/H are not eligible for registration in the Association's studbook as breeding stock.

Ponies testing HYPP H/H and HYPP N/H are eligible for registration in the Association's studbook for showing purposes only, provided that the pony has been desexed or spayed.

24. IMPORTING PONIES

Any imported pony registered in an Association's approved international studbook may be eligible for registration with the Association provided they comply with the Association's registration procedure.

Imported ponies must have their pedigree verified by scientific testing as the Association deems necessary. An application for registration form, photocopy of international association certificate of registration, signed transfer from previous recorded owner, five photographs and the current fees need to be received by the Association in order for the pony to be eligible for registration within the Association.

25. INCORRECT DOCUMENTATION

Any documentation received by the Association which is incorrect or incomplete will not be processed until this has been remedied by the member. A fee may be charged to alter the documentation.

If a member requires the Association to make any changes to any documentation due to a processing error by the Association, no fee will be charged. If the changes required are not the result of a processing error, a fee will be charged.

26. INSPECTION

All ponies applying for foal recording or adult registration are required to pass an inspection prior to the issue of a Registration Certificate.

Inspection shall be carried out by photo in the first instance, and if the Registrar is not satisfied as to the horse or pony meeting the requirements by video/DVD or in person.

Photo inspections shall be carried out by at least two Inspectors on the Inspection Committee in accordance with the Inspection Procedure and Inspection Flowchart. If they do not agree the application should be referred to the Registrar. If an agreement cannot be reached the application should then be referred to the Inspection Committee for their decision.

27. LEASES

Written notice needs to be provided to the Association for the lease of a pony to be recognised by the Association. The notice needs to be signed by both the lessor and lessee, stating the terms of the lease and submitted to the Association with the pony's Certificate of Registration and relevant fee within 30 days of the signing of the lease. The Association will hold the Certificate of Registration and will issue a duplicate certificate with an expiry date to the lessee.

The lease may be terminated by written notice at any time providing it is signed by both parties and a termination date is provided.

The Association will not recognise the signature of the Lessee on a Transfer of Ownership of a leased pony. All Transfers must be signed by the registered owner.

28. ELIGIBLE BREED ASSOCIATIONS

“Quarter Pony” Breeding Stock

Horses or ponies registered with the following Associations are eligible to apply to be “Quarter Pony” as breeding Stock with the Association. Owners of horses or ponies which qualify for Quarter Pony registration will need to provide all already existing paperwork to prove parentage and breeding.

- American Appaloosa Association
- American Paint Horse Association
- American Paint Pony Registry
- American Quarter Horse Association
- American Quarter Pony Association
- Australian Appaloosa Association
- Australian Paint Horse Association
- Australian Quarter Horse Association
- International Quarter Pony Association (following category only; Standard Registration)

“Approved” Breeding Stock

Owners of ponies which qualify for Approved registration with the Association will need to provide all already existing paperwork for said horse or pony to prove parentage and breeding.

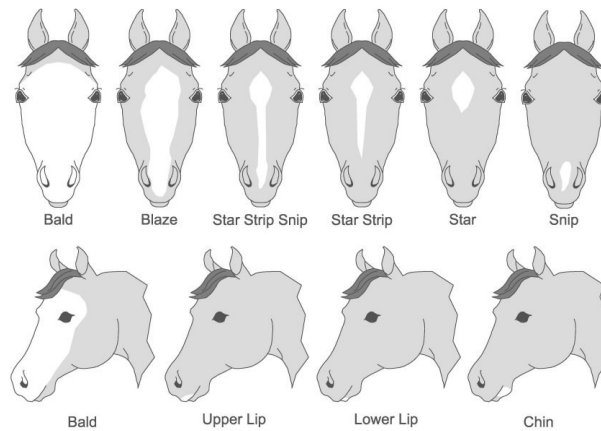
Ponies registered with the following Associations are eligible to apply to be “Approved” as breeding Stock

- Australian Pony Stud Book (following breeds only; Australian Pony, Connemara, Dartmoor, Fjord, Highland, New Forest, Welsh & Shetland)
- Welsh Pony and Cob Society
- Australian Saddle Pony Association
- International Quarter Pony Association (following categories; Hardship & Breeding Stock)
- Palouse Pony Association
- Riding Pony Stud Book

29. MARKINGS

Face Markings

- *White* - Head predominantly or all white. May have dark ears
- *Bald* – A very wide blaze, may extend outside eyes and over upper lip and nostrils
- *Blaze* – A broad vertical marking extending the length of the face
- *Snip* – Any marking, usually vertical, between the nostrils
- *Star* – Any marking on the forehead
- *Strip* – A narrow vertical marking usually between the forehead and nostrils
- *Star strip snip* – A conjoined marking extending from the forehead to between the nostrils
- *Upper lip* – White marking on upper lip
- *Lower Lip* – White marking on lower lip
- *Chin* – White marking on chin



Leg Markings

- *Heel* – White marking on one or both sides of the heel
- *Coronet* – White marking that extends upwards from the hoof to no more than 3cm above the hoof and all the way around the foot including the heel
- *Half Pastern* – White marking that extends from the hoof half way to the fetlock joint
- *Pastern* – White marking that extends from the hoof to the fetlock joint
- *Fetlock* – White marking that extends from the hoof to above the fetlock joint
- *Half Cannon* – White marking that extends from the hoof to half way up the cannon bone
- *Three Quarter Cannon* - White marking that extends from the hoof to three quarters of the way up the cannon bone
- *Stocking* – White marking that extends from the hoof to the knee or hock or above the knee or hock
- *White* - Leg predominantly or all white



30. NAME OF PONY/HORSE

Each pony/horse for which registration or listing is applied must be given an acceptable name. If the pony/horse is registered with another association, they are required to keep the name that they are registered with, unless the name is already taken with the Association studbook. Once the pony is registered, the name cannot be changed unless directed by the Association.

The Association reserves the right to refuse any name it deems unacceptable or inappropriate.

Names are not acceptable:

- If they exceed twenty five characters (including letters, prefixes and blank spaces)
- That are the name of famous horses or ponies
- That end in filly or colt or misleading as to the sex of a pony
- That are similar in spelling to a name already registered
- That are suggestive or have obscene meaning
- That have similar pronunciation to a name already registered
- That contain numbers or punctuation marks

31. NON-ELIGIBILITY FOR REGISTRATION

A gaited pony or horse that single foots or paces, is not eligible for registration within the Association

The horse or pony will not be eligible for registration if it contains or if it is suspected to contain more than a total combined 25% blood of one or more of the following breeds;

Arab, Thoroughbred, Warmblood, Standardbred, Draft (ie pony may have 25% Arab blood or pony may have 15% Arab and 10% Thoroughbred BUT not 25% Arab and 25% Thoroughbred)

Any horse or pony found to have more than 25% blood of one or more of these breeds will be de-registered and the original owner may be subject to disciplinary action.

32. NOTIFICATION OF DEATH

The owner of any registered or listed pony which dies shall notify the Association of the fact and return the pony's registration certificate to the Association. The certificate will be reissued with "Deceased" marked on it. A deceased horse or pony cannot be registered with the Association.

33. OVERO LETHAL WHITE SYNDROME (OLWS)

Overo Lethal White Foal Syndrome is the result of breeding two overo ponies/horses or two carrying the overo gene. Genetic testing is available to detect the presence of the overo lethal white gene to avoid the risk of producing an overo lethal white foal. The Association strongly advises against breeding two overo ponies/horses or two that carry the gene.

34. PHOTOGRAPHS

All applications for registration or foal recording must be accompanied with five clear recent photographs of the pony/horse which show each side, front and rear, as well as one that is either a ¼ front shot or a side shot showing the ponies four legs, with the pony's face facing the camera. This photograph will be on the Certificate of Registration.

35. PONY PREFIX

A prefix is the name or letters used to identify the stud at which a pony has been bred.

A prefix is not compulsory for registration of a pony.

If a member has registered a prefix it is not compulsory for it to be used with each pony registration. A member can register more than one prefix.

The prefix must be unique and is located before the name of the pony.

The prefix may be two (2) or more letters (numbers are not permitted).

The Registrar may decline to register a prefix that is not sufficiently unique, that is offensive, misleading as to the sex of a pony, confused with other ponies or prefixes.

Only the member of the Association who made application for a prefix has the right to use that prefix in the naming of a pony.

Members wishing to use a prefix already registered to another member of the Association must obtain written permission from the prefix owner prior to using the prefix.

36. PROTESTS

Any horse or pony owner, current member or inspector can protest a decision made by any committee by filing a protest in writing together with the protest fee. The protest fee shall be refunded only if it is determined that the decision should be overturned. All protests shall be reviewed by the Executive Committee and a decision made thereon. A written notice from the Association shall be given to the owner after the decision. The determination of the Committee shall be binding on all parties.

37. REGISTRATION APPEAL

Any horse or pony owner, current member, inspector or Executive Committee member can protest the registration category or classification of a horse or pony registered with the Association by filing a protest in writing together with the protest fee. The protest fee shall be refunded only if it is determined that the horse or pony was improperly registered. No protest fee is required if the protest is by a member of the Executive Committee. All protests shall be reviewed by the Executive Committee and a decision made thereon. A written notice from the Association shall be given to the owner after the decision. The determination of the Committee shall be binding on all parties.

The owner shall submit photographic and or video of the horse or pony and any other such information as requested by the Registrar or the Executive Committee. The owner may also be required to transport the horse or pony to be visually inspected by the Executive Committee. The owner may submit a written statement to the Executive Committee prior to the appeal meeting and shall have the right to appear in person and present evidence at the meeting and to hear and refute any evidence offered against the

horse or pony. A written notice from the Association shall be given to the owner after the decision. The determination of the Committee shall be binding on all parties.

38. REGISTRATION CATEGORIES

See Categories and Classifications Regulation 9.

39. REGISTRATION REQUIREMENTS

Applications for registration or approval to breed will only be accepted from financial members of the Australian Quarter Pony Association.

When applying for registration or approval to breed, the pony must be fully and accurately described in words, by drawing and photographs.

The Association may refuse to accept for registration any pony that does not meet the breed standards.

Quarter Pony

To be eligible for Quarter Pony Registration, the pony must have one (1) parent registered with the Association or the owner must provide some evidence of breeding ie Breeding Certificate and copies of registration documentation for one or both parents. To be eligible for this category the pony must have some quarter horse breeding or blood. Pony must meet all other requirements of the Association. This category is open to stallions, mares and geldings.

Approved

To be eligible for Approved Registration the pony must be registered with on "Approved Association" and owner must provide copy of registration certificate. Pony must meet all other requirements of the Association. This category is open to stallions and mares only.

Foundation

To be eligible for Foundation Registration the pony will need to meet height, breeding and other requirements of the association. The pony must be suitable for breeding quarter ponies or display quarter pony characteristics. This category is open to mares only.

Hardship

To be eligible for Hardship Registration the pony will need to meet height, breeding and other requirements of the association. The pony must display quarter pony characteristics. This category is open to geldings only.

Each pony/horse accepted into the Association will be issued with the appropriate Certificate and shall be given a unique number for identification purposes. This number will need to be quoted with all correspondence in regards to that particular pony/horse. The Certificate does not represent legal ownership and is only issued for recording purposes with the Association.

40. SCIENTIFIC TESTING

The Association may require ponies to undergo scientific or genetic testing at any time it may have reason to question the parentage or identification of a pony/horse.

41. STALLION BREEDING REQUIRMENTS

Quarter Pony Stallions

All Quarter Pony bred colts must be upgraded to "Stallion" before they are permitted to breed.

All breeding stallions must pass veterinary inspection for breeding soundness. The basis of the vet inspection is to determine the eligibility of a stallion as a suitable sire for breeding Quarter Ponies. Vet inspection must state the pony is;

- Not monochid or cryptorchid
- Not parrot mouthed

- That both testicles are evenly sized
- Shows no sign of hereditary unsoundness

Vet certificate must be accompanied by colour photograph of the pony inspected signed by the vet on the day of inspection verifying the identity of the pony.

All colts must be DNA tested before being upgraded

Colts are eligible for inspection from 1st August in the season in which they turn 2 years old.

All other registration requirements also apply. Registration Certificate will only be issued if all documents are in order and pony passes Registrar inspection.

Quarter Pony Stallions (Quarter Horse, Paint Horse & Appaloosa Registered)

Prior to breeding all stallion owners must apply to have the stallion Registered with the Association. All Stallions must have been DNA tested and evidence of such be provided when making application

All Quarter Pony stallions registered in an Eligible Breed Association must be upgraded within their relevant Association and have such upgrade marked on their Registration Certificate.

Approved Stallions

Prior to breeding all stallion owners must apply to have the stallion Approved for Breeding Quarter Ponies. All Stallions must have been DNA tested and evidence of such be provided when making application for Approval to Breed. Approval will only be issued if all documents are in order.

All "Approved" stallions registered in an Eligible Breed Association must be upgraded within their relevant Association and have such upgrade marked on their Registration Certificate.

42. STALLION SERVICE CERTIFICATE

The stallion owner is required to issue a service certificate for every mare covered by the stallion. A copy is given to the mare owner and a Yearly Stallion Report is forwarded to the Association along with the relevant fee. A Service Certificate on which information has been changed or details are unclear will not be accepted for registering a pony with the Association.

43. STUDBOOK CATEGORIES

See Categories and Classifications Regulation 9.

44. TRANSFERS

The Transfer Form must be filled out completely accurately and submitted with the Pony's Registration of Certificate and relevant transfer fee within 30 days of the transfer taking place.

Purchasers must be financial members of the Association for transfers to be effective.

45. UNDESIRABLE CHARACTERISTICS

Any characteristics of conformation, temperament or movement noted below is undesirable in a Quarter Pony. The number and degree of defects present in a pony determines whether the pony is accepted into the Association. Ponies with some undesirable characteristics may be dropped a classification and ponies with excessive characteristics may not be accepted.

These include but are not limited too; Nervousness, Intractable, Umbilical Hernia, Cryptorchid, Monochid, Catarach, Overshot or undershot jaw, Parrot Mouth, Roman Nose, Pig Eyed, Excessive Chest, Straight Shoulder, Tail set too low or too high, Goose rump, Light Gaskin, Flat Pectoral Muscle, Poor withers, Back too long, Straight Barrel, Splay Footed, Coon Footed, Cow Hocked, Sickie Hocked, Loin ties in poorly, Calf Kneed and Buck Kneed or Excessive Crest.

46. UNNATURAL MARKINGS

When any pony whose hair or underlying skin is considered to be unnatural by the inspector, the Association shall have the option of sending a representative to supervise the collecting of hair and/or skin biopsies (taken by a licensed veterinarian) to be sent to an approved laboratory.

When a protest is filed questioning the eligibility for registration of a pony on the grounds of having unnatural markings or no white/mottled markings and this protest is deemed valid by an classifier,

director, or employee of the Association, the Association has the right to suspend the registration or recall the certificate of pedigree until such time as adequate tests can be made to determine whether or not the pony has unnatural markings or no white hair/pink/mottled skin. Such tests could include samples of hair and/or skin biopsies. If the owner, trainer or person responsible for the protested pony refuses to make the pony in question available to the Association representative in order for adequate tests to be made, the pony's registration will be cancelled and disciplinary action taken on above mentioned persons.

All the cost with the testing of a pony for unnatural markings will be at the expense of the owner.

47. UPGRADE TO STALLION

All Quarter Pony colts registered with Association will need to be approved for breeding by the Association prior to breeding taking place. Any progeny of a colt that has not been upgraded with the Association is not eligible for registration. See Regulation 41 Stallion Breeding Requirements.

48. WHORLS

A whorl is a circular set or ring of hair used as an identifying feature. Whorls can be found on any part of the body but especially on the head and neck.

It is compulsory to note all whorls with an X on the diagram on the Application for Registration form.

49. YEARLY STALLION BREEDING REPORTS

The owners of all registered stallions with the Association must provide a Yearly Stallion Report by the 1st July of the year in which the mares were bred. This will show all mares that were bred to the stallion during the year. The report should also include all breeding dates or dates of exposure.

A Stallion Breeding Report and Service Certificate must be on file with the Association prior to any applications for foal recording.